


CELO

ResiTHERM® selection guide



16

12

37 / 200

37 / 160

37 / 120



Insulation thickness
incl. plaster

Concrete




60 - 300
mm

60 - 220
mm

limited suitability

Aerated
concrete &
solid brick



60 - 280
mm

60 - 190
mm

160 - 200
mm

120 - 160
mm

80 - 120
mm

Hollow brick



60 - 250
mm

60 - 160
mm

160 - 200
mm

120 - 160
mm

80 - 120
mm

Driving rain tight (tested in
accordance to DIN EN 1027)



Drill hole
depth

Concrete




90 mm

80 mm

130 mm (limited suitability)

Aerated
concrete &
solid brick



110 mm

110 mm

130 mm


Hollow brick



140 mm

140 mm

130 mm



Drill-Ø


Concrete



18 mm

14 mm

Aerated
concrete &
solid brick



18 mm

14 mm

39 - 40 mm
(drilling aid from CELO)

Hollow brick

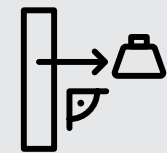


20 mm

20 mm



Selected
load values




Permissible
tension load



466 kg

524 kg

limited suitability



71 kg

71 kg

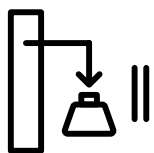
120 kg



110 kg

110 kg

170 kg



Permissible
shear load

